

# Buxton Methodist Church: summary of 2021/22 Annual Report Financial Statements

## Comparison with previous years

### Overview:

	2018/19	2019/20	2020/21	2021/22
Total income	£110,413	£95,180	£101,320	£143,150
Total expenditure	£122,194	£108,939	£133,579	£117,195
<b>Surplus / loss</b>	<b>-£11,781</b>	<b>-£13,759</b>	<b>-£32,259</b>	<b>£25,955</b>

### Receipts (Income)

	2018/19	2019/20	2020/21	2021/22
Offerings and tax recovered	£54,861	£38,162	£60,074	£47,840
Investment income & interest received	£4,348	£8,753	£15,249	£-186
Legacies & special donations	£5,709	£14,080	£7,168	£37,968
Lettings	£33,537	£19,554	£6,765	£31,864
Café	£8,250	£5,700	£0	£3,650
Wedding & funeral fees	£1,205	£125	£425	£1,185
Other (furlough grant, solar panels, rice sales etc)	£2,503	£8,806	£11,639	£20,828
<b>TOTAL INCOME</b>	<b>£110,413</b>	<b>£95,180</b>	<b>£101,320</b>	<b>£143,150</b>

### Payments (Expenditure)

	2018/19	2019/20	2020/21	2021/22
Donations (our charitable giving)	£5,240	£5,540	£5,450	£5,700
Other staff, young people & admin costs	£19,173	£16,712	£17,197	£21,831
Utilities: gas, electric, water, insurance	£12,125	£10,876	£9,484	£11,588
Maintenance & upgrading, inc organ	£21,996	£12,820	£40,999	£13,088
Caretaking costs	£18,150	£17,472	£14,930	£17,768
Circuit assessment	£45,510	£45,519	£45,519	£47,220
<b>TOTAL EXPENDITURE</b>	<b>£122,194</b>	<b>£108,939</b>	<b>£133,579</b>	<b>£117,195</b>

<b>Loss</b>	<b>-£11,781</b>	<b>-£13,759</b>	<b>-£32,259</b>	<b>£25,955</b>
-------------	-----------------	-----------------	-----------------	----------------

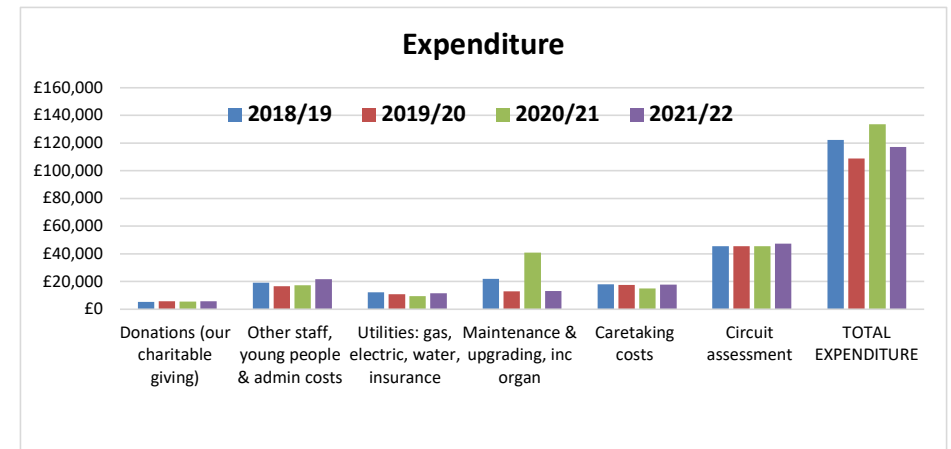
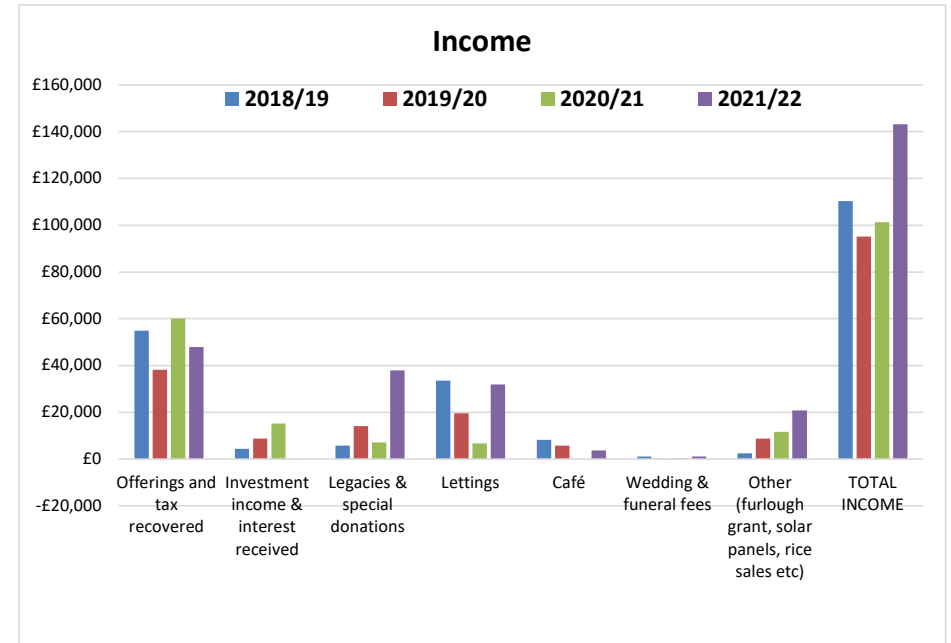
### Note:

\* 2018/19 was the last 'normal', pre-Covid year.

\* The 2019/20 year was particularly impacted by the pandemic.

\*The high expenditure on maintenance and upgrading in 2020/21 relates to the redecoration and recarpeting of the Chapel (main worship space)

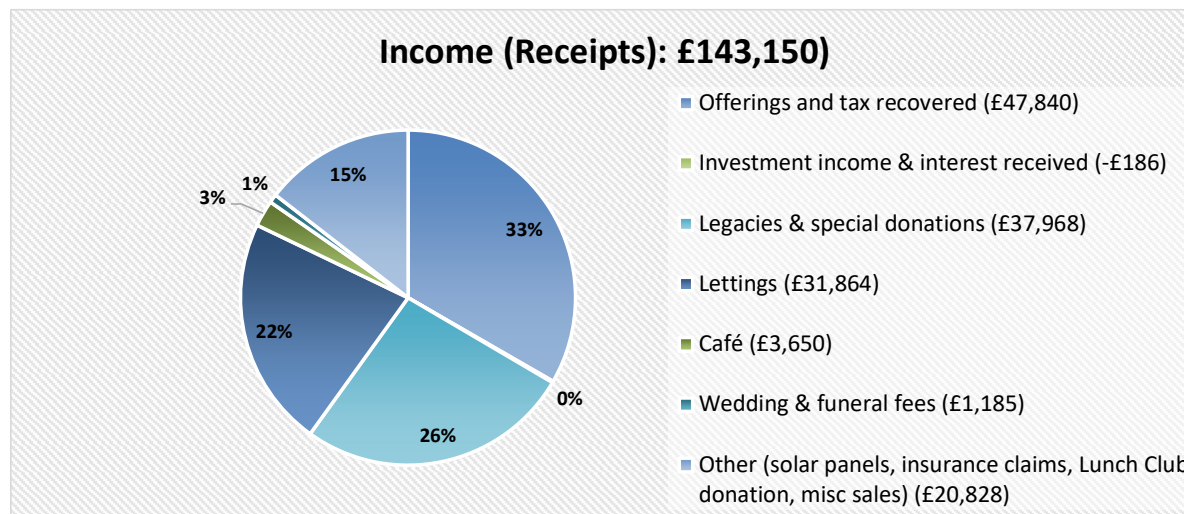
\*2021/22 overall income has benefitted hugely from generous legacies



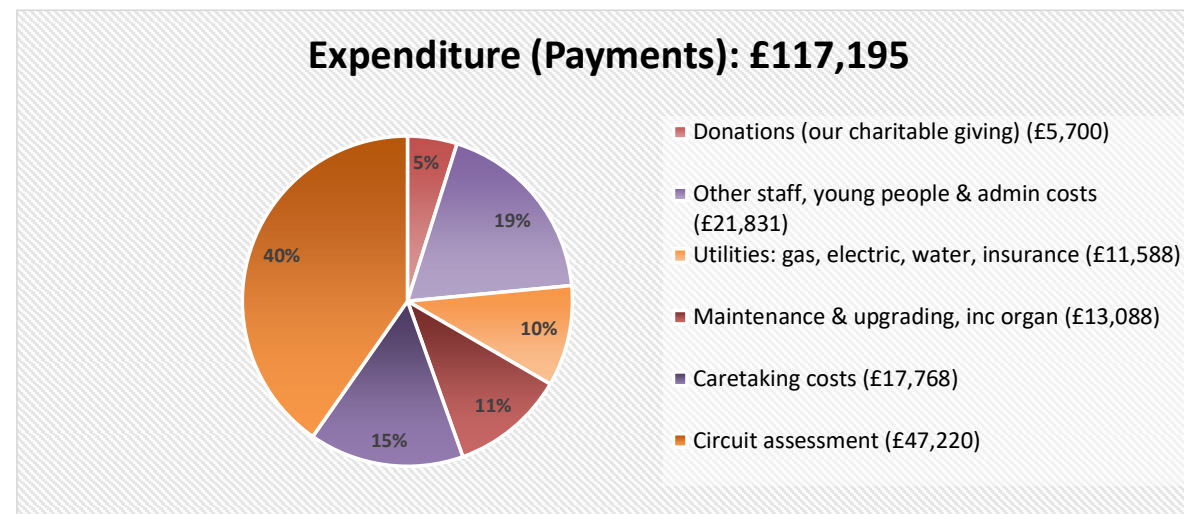
# Buxton Methodist Church: summary of 2021/22 Annual Report Financial Statements

## Breakdown of income and expenditure

Receipts	2021/22
Offerings and tax recovered (£47,840)	£47,840
Investment income & interest received (-£186)	-£186
Legacies & special donations (£37,968)	£37,968
Lettings (£31,864)	£31,864
Café (£3,650)	£3,650
Wedding & funeral fees (£1,185)	£1,185
Other (solar panels, insurance claims, Lunch Club donation)	£20,828
<b>Total income</b>	<b>£143,150</b>



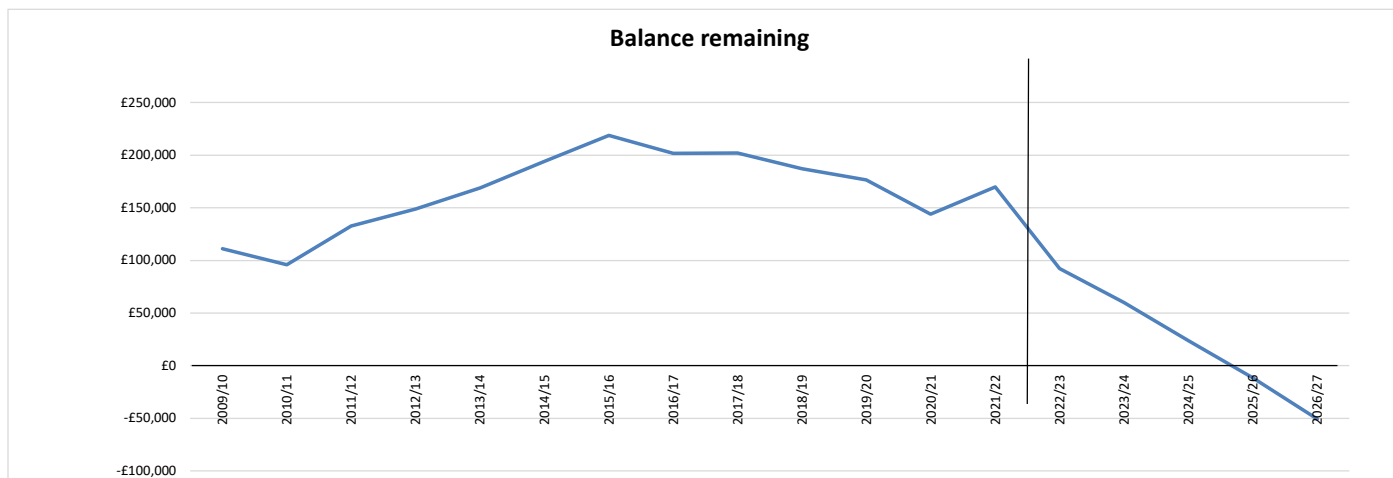
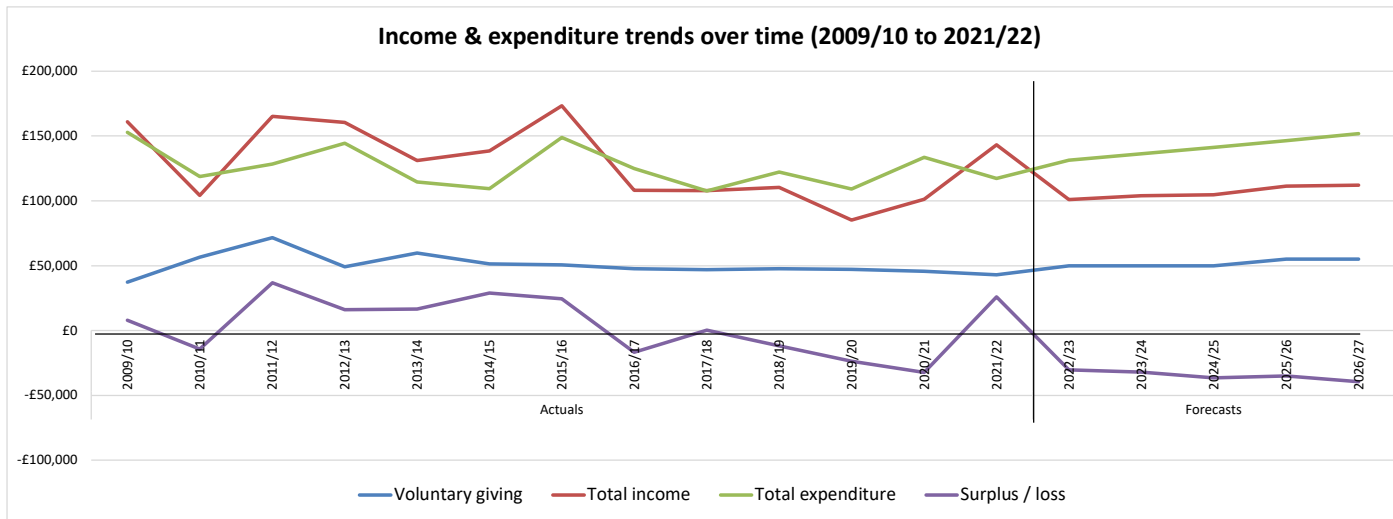
Payments	2021/22
Donations (our charitable giving) (£5,700)	£5,700
Other staff, young people & admin costs (£21,831)	£21,831
Utilities: gas, electric, water, insurance (£11,588)	£11,588
Maintenance & upgrading, inc organ (£13,088)	£13,088
Caretaking costs (£17,768)	£17,768
Circuit assessment (£47,220)	£47,220
<b>Total expenditure</b>	<b>£117,195</b>



**Surplus** **£25,955**

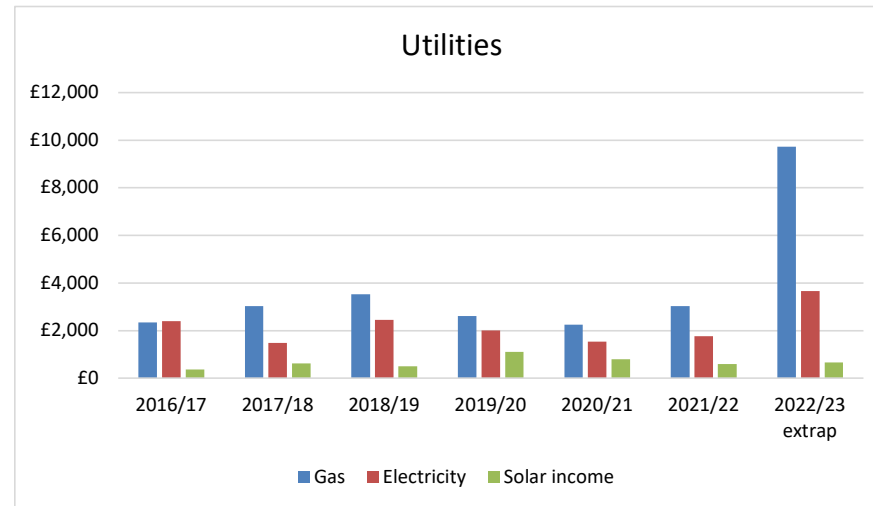
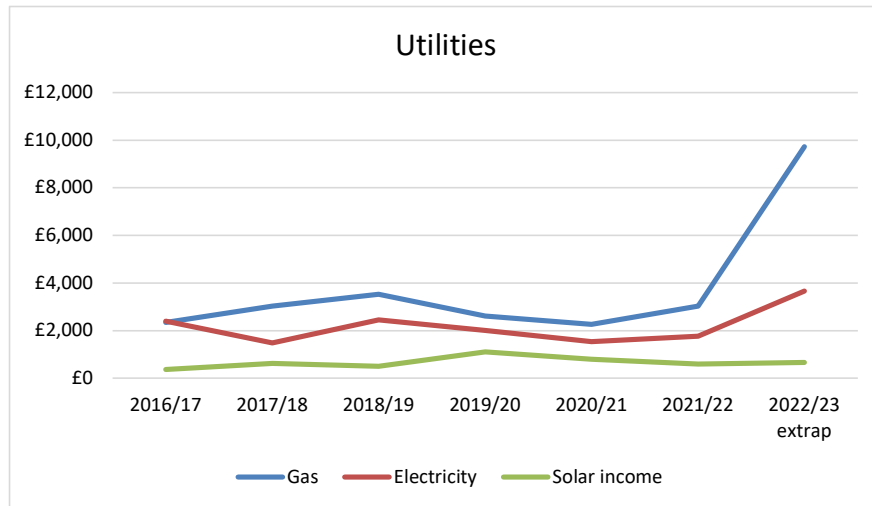
# Buxton Methodist Church: summary of 2021/22 Annual Report Financial Statements

	Actuals													Forecasts				
	2009/10	2010/11	2011/12	2012/13	2013/14	2014/15	2015/16	2016/17	2017/18	2018/19	2019/20	2020/21	2021/22	2022/23	2023/24	2024/25	2025/26	2026/27
Voluntary giving	£37,191	£56,414	£71,532	£49,284	£59,754	£51,399	£50,564	£47,578	£46,834	£47,525	£47,242	£45,780	£42,977	£50,000	£50,000	£50,000	£55,000	£55,000
Total income	£160,897	£104,235	£165,084	£160,492	£131,058	£138,309	£173,214	£108,054	£107,763	£110,413	£85,180	£101,320	£143,150	£101,008	£104,072	£104,775	£111,296	£112,138
Total expenditure	£152,832	£118,559	£128,283	£144,359	£114,466	£109,436	£148,850	£124,807	£107,632	£122,194	£108,939	£133,578	£117,195	£131,307	£136,167	£141,142	£146,311	£151,681
Surplus / loss	£8,065	£-14,324	£36,801	£16,133	£16,592	£28,873	£24,364	£-16,753	£131	£-11,781	£-23,759	£-32,258	£25,955	£-30,299	£-32,095	£-36,367	£-35,015	£-39,543
<b>Balance remaining</b>	<b>£111,007</b>	<b>£95,930</b>	<b>£132,608</b>	<b>£148,832</b>	<b>£169,028</b>	<b>£194,302</b>	<b>£218,655</b>	<b>£201,902</b>	<b>£202,033</b>	<b>£187,187</b>	<b>£176,493</b>	<b>£143,889</b>	<b>£169,844</b>	<b>£92,181</b>	<b>£60,086</b>	<b>£23,719</b>	<b>£-11,296</b>	<b>£-50,839</b>



## Buxton Methodist Church: Utilities trends 2018-19 to 2022-23 (extrapolated from year-to-date)

	2016/17	2017/18	2018/19	2019/20	2020/21	2021/22	2022/23 <i>extrap</i>
Gas	£2,354	£3,029	£3,527	£2,616	£2,256	£3,032	£9,723
Electricity	£2,393	£1,485	£2,454	£2,006	£1,535	£1,767	£3,660
Solar income	£364	£622	£495	£1,104	£799	£600	£664



### Notes:

1. Utilities expenditure was reduced in 2019/20 and 2020/21 due to Covid pandemic building closures
2. The extrapolated figures for the current year are based on actuals for the first 4 months (Sept - Jan), multiplied by 3 (may be a bit high, as heating is used less in the summer months)