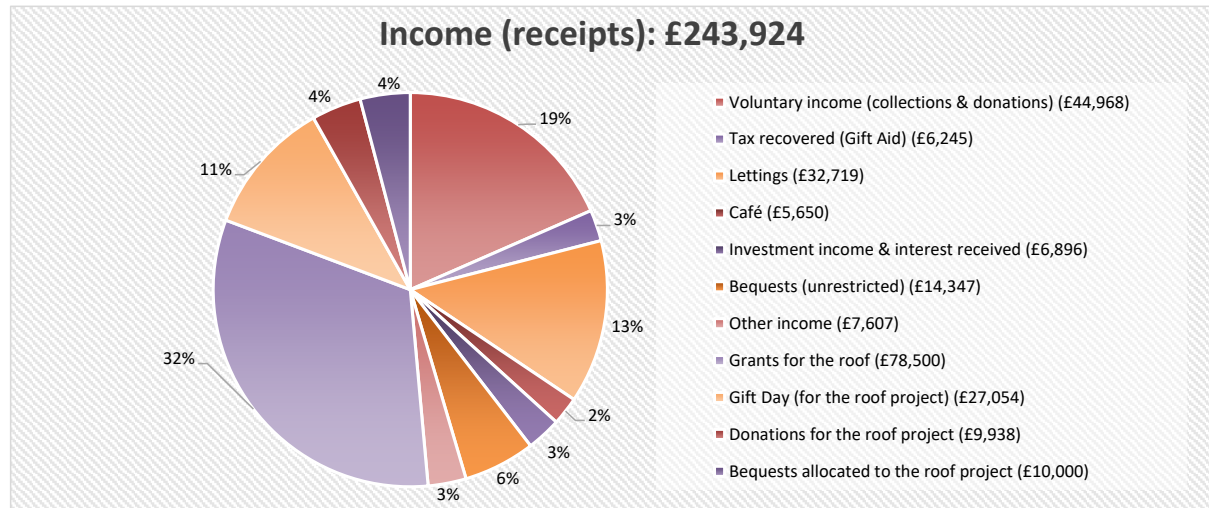


Buxton Methodist Church: summary of 2022/23 Annual Report Financial Statements

Breakdown of income and expenditure

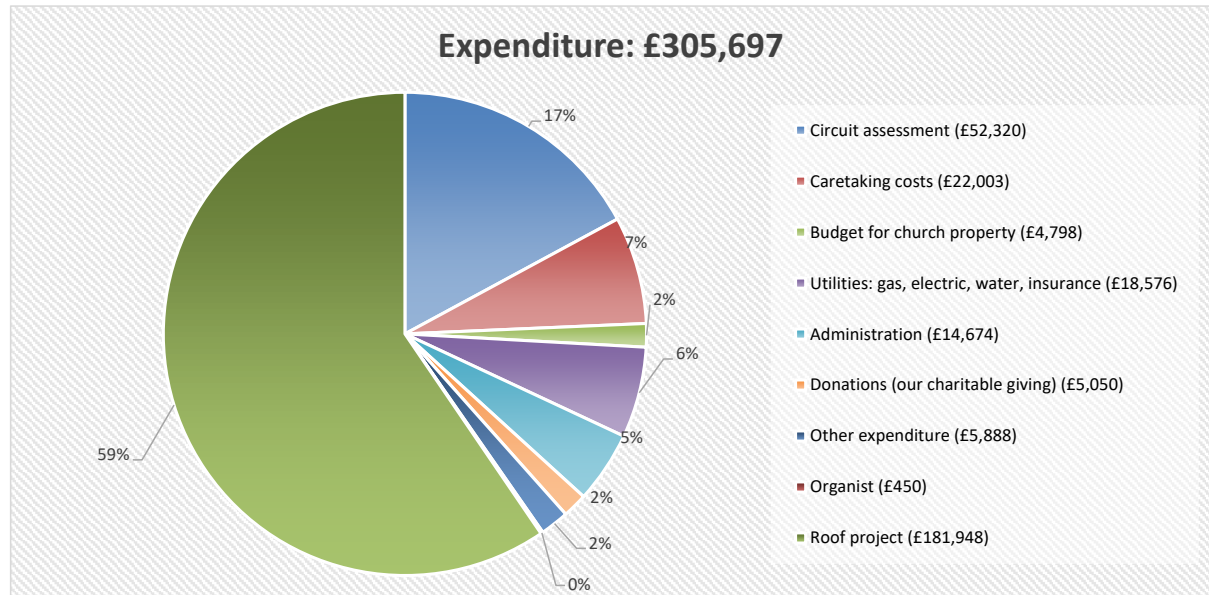
Receipts

	2022/23
Voluntary income (collections & donations) (£44,968)	£44,968
Tax recovered (Gift Aid) (£6,245)	£6,245
Lettings (£32,719)	£32,719
Café (£5,650)	£5,650
Investment income & interest received (£6,896)	£6,896
Bequests (unrestricted) (£14,347)	£14,347
Other income (£7,607)	£7,607
Grants for the roof (£78,500)	£78,500
Gift Day (for the roof project) (£27,054)	£27,054
Donations for the roof project (£9,938)	£9,938
Bequests allocated to the roof project (£10,000)	£10,000
Total income	£243,924



Payments

	2022/23
Circuit assessment (£52,320)	£52,320
Caretaking costs (£22,003)	£22,003
Budget for church property (£4,798)	£4,798
Utilities: gas, electric, water, insurance (£18,576)	£18,576
Administration (£14,674)	£14,674
Donations (our charitable giving) (£5,050)	£5,050
Other expenditure (£5,888)	£5,888
Organist (£450)	£450
Roof project (£181,948)	£181,948
Total expenditure	£305,697



Loss

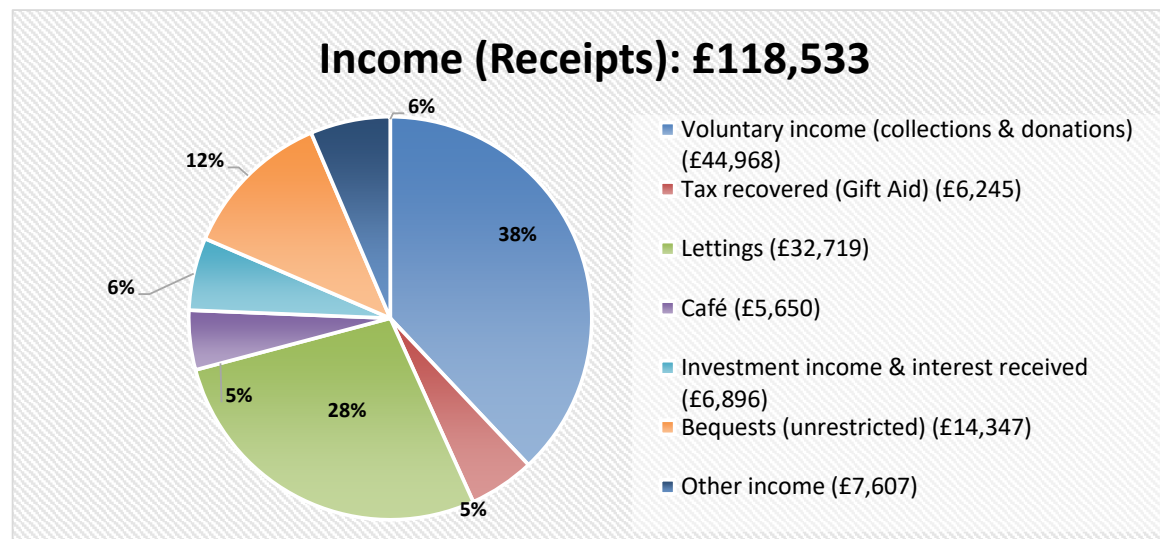
-£61,773

Buxton Methodist Church: summary of 2022/23 Annual Report Financial Statements

Breakdown of income and expenditure (excluding Raise the Roof project)

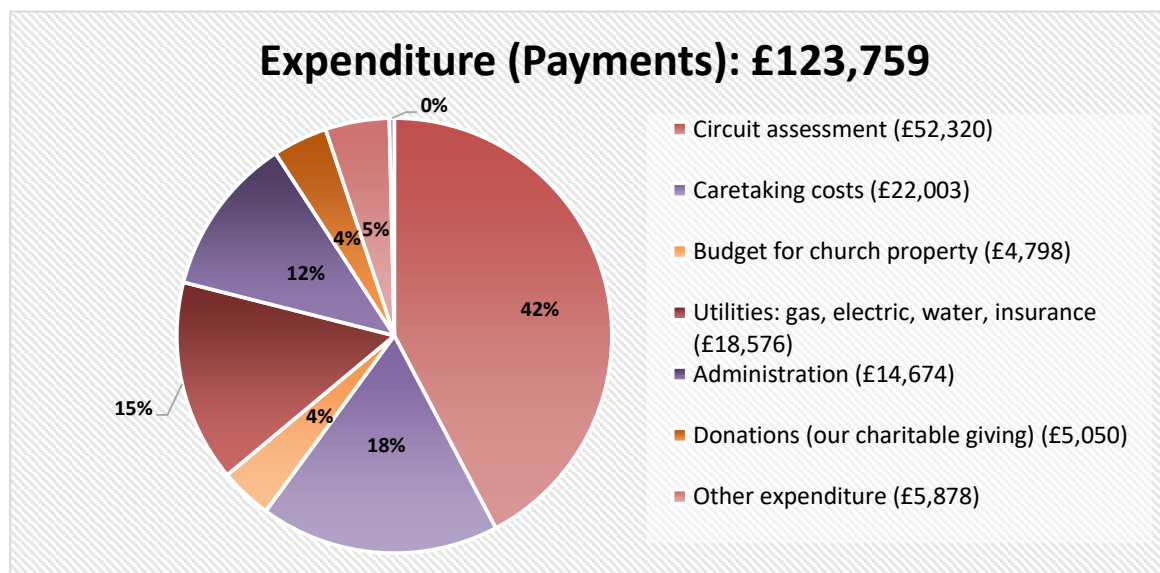
Receipts

Voluntary income (collections & donations) (£44,968)	£44,968
Tax recovered (Gift Aid) (£6,245)	£6,245
Lettings (£32,719)	£32,719
Café (£5,650)	£5,650
Investment income & interest received (£6,896)	£6,896
Bequests (unrestricted) (£14,347)	£14,347
Other income (£7,607)	£7,607
Total income	£118,432



Payments

Circuit assessment (£52,320)	£52,320
Caretaking costs (£22,003)	£22,003
Budget for church property (£4,798)	£4,798
Utilities: gas, electric, water, insurance (£18,576)	£18,576
Administration (£14,674)	£14,674
Donations (our charitable giving) (£5,050)	£5,050
Other expenditure (£5,878)	£5,878
Organist (£450)	£450
Total expenditure	£123,749



Loss

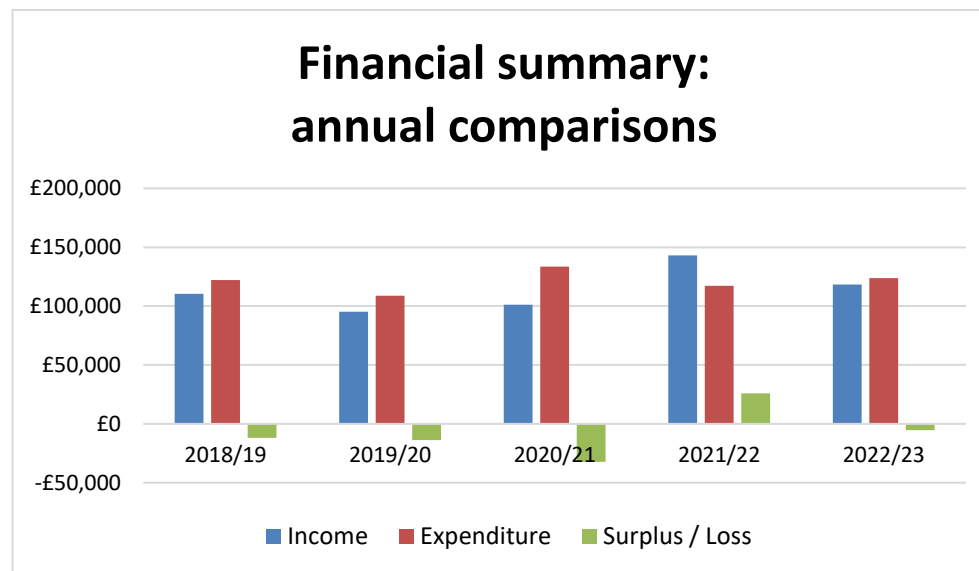
-£5,317

Buxton Methodist Church: summary of 2022/23 Annual Report Financial Statements

Comparison with previous years (2022/23 excludes Raise the Roof project)

Overview:

	2018/19	2019/20	2020/21	2021/22	2022/23
Total income	£110,413	£95,180	£101,320	£143,150	£118,432
Total expenditure	£122,194	£108,939	£133,579	£117,195	£123,749
Surplus / loss	-£11,781	-£13,759	-£32,259	£25,955	-£5,317

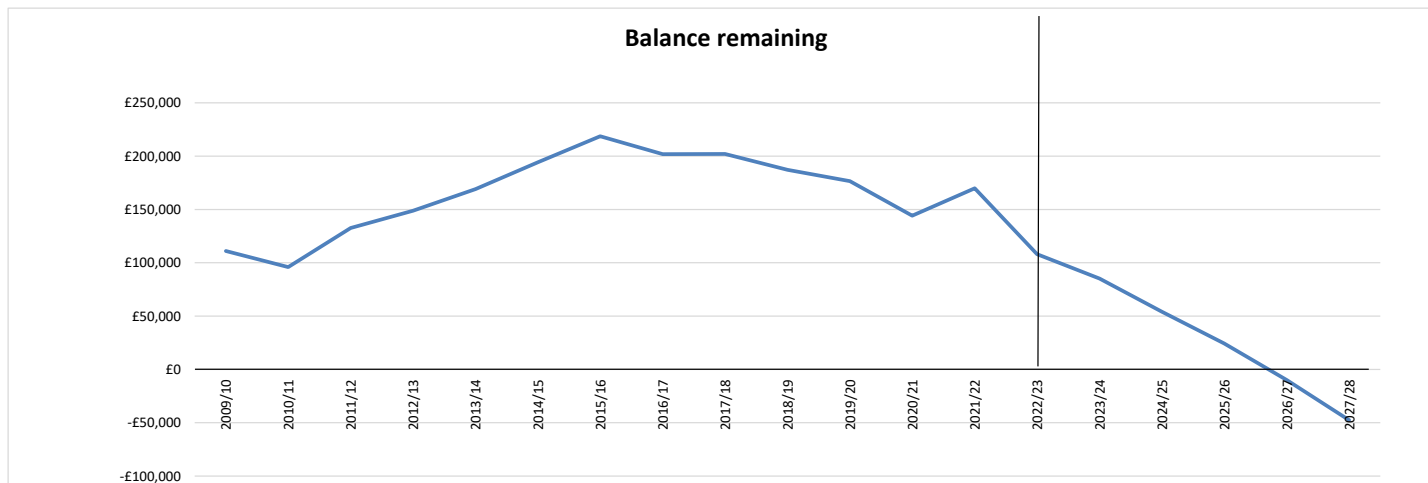
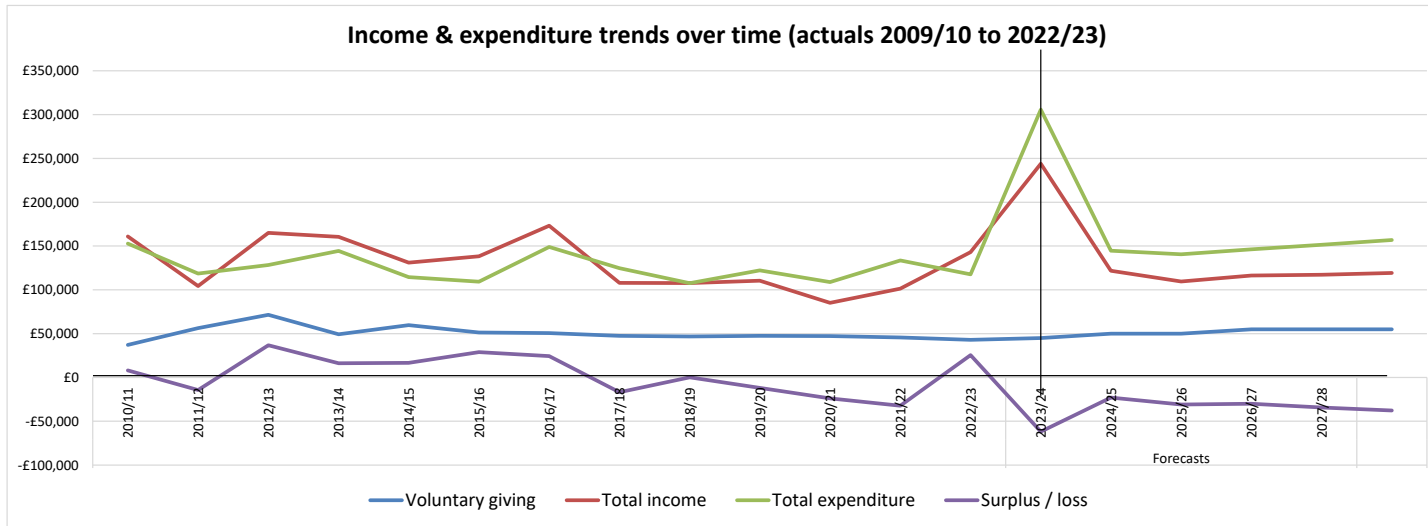


Notes:

- * 2018/19 was the last 'normal', pre-Covid year.
- * The 2019/20 year was particularly impacted by the pandemic.
- *The high expenditure on maintenance and upgrading in 2020/21 relates to the redecoration and recarpeting of the Chapel (main worship space)
- *2021/22 overall income benefitted hugely from generous legacies
- *2022/23 figures exclude income and expenditure relating to the Raise the Roof project

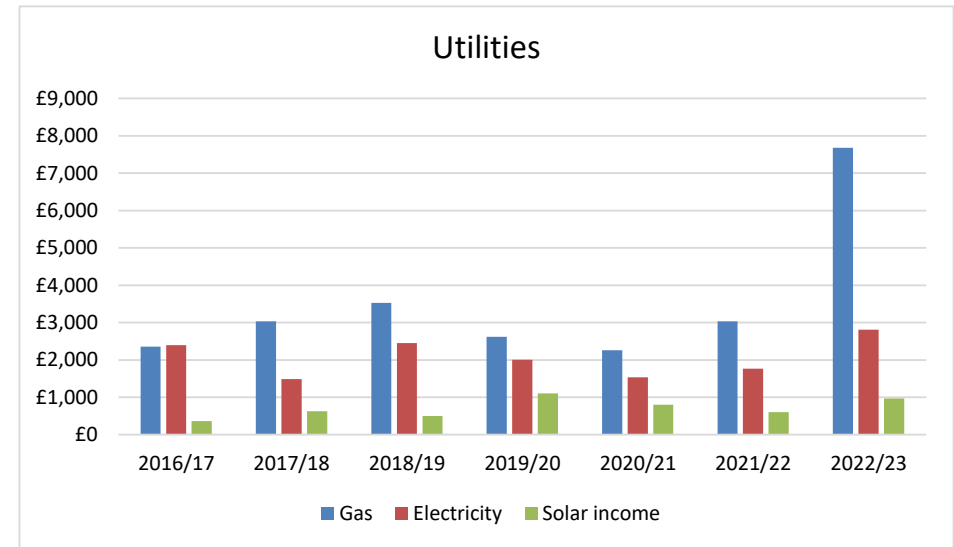
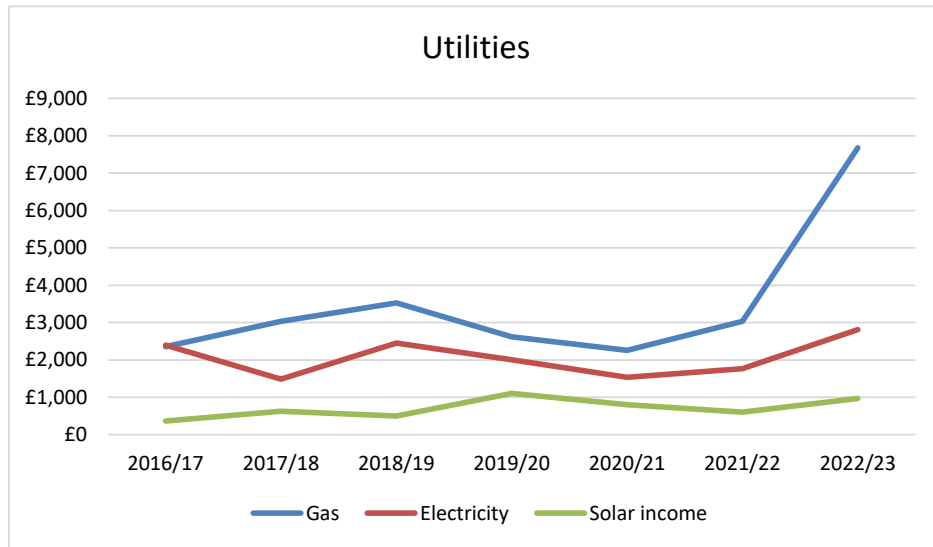
Buxton Methodist Church: summary of 2022/23 Annual Report Financial Statements

	Actuals													Forecasts					
	2009/10	2010/11	2011/12	2012/13	2013/14	2014/15	2015/16	2016/17	2017/18	2018/19	2019/20	2020/21	2021/22	2022/23	2023/24	2024/25	2025/26	2026/27	2027/28
Voluntary giving	£37,191	£56,414	£71,532	£49,284	£59,754	£51,399	£50,564	£47,578	£46,834	£47,525	£47,242	£45,780	£42,977	£44,968	£50,000	£50,000	£55,000	£55,000	£55,000
Total income	£160,897	£104,235	£165,084	£160,492	£131,058	£138,309	£173,214	£108,054	£107,763	£110,413	£85,180	£101,320	£143,149	£243,924	£121,731	£109,580	£116,253	£117,254	£119,334
Total expenditure	£152,832	£118,559	£128,283	£144,359	£114,466	£109,436	£148,850	£124,807	£107,632	£122,194	£108,939	£133,578	£117,713	£305,697	£144,655	£140,542	£146,149	£151,455	£156,967
Surplus / loss	£8,065	£-14,324	£36,801	£16,133	£16,592	£28,873	£24,364	£-16,753	£131	£-11,781	£-23,759	£-32,258	£25,436	£-61,773	£-22,924	£-30,962	£-29,896	£-34,201	£-37,633
Balance remaining	£111,007	£95,930	£132,608	£148,832	£169,028	£194,302	£218,655	£201,902	£202,033	£187,187	£176,493	£144,235	£169,840	£108,067	£85,143	£54,181	£24,285	£-9,916	£-47,549



Buxton Methodist Church: Utilities trends 2018-19 to 2022-23

	2016/17	2017/18	2018/19	2019/20	2020/21	2021/22	2022/23
Gas	£2,354	£3,029	£3,527	£2,616	£2,256	£3,032	£7,676
Electricity	£2,393	£1,485	£2,454	£2,006	£1,535	£1,767	£2,811
Solar income	£364	£622	£495	£1,104	£799	£600	£969



Note:

Utilities expenditure was reduced in 2019/20 and 2020/21 due to Covid pandemic building closures